
OVERVIEW of the AKC FETCH TEST




May 20, 2024



Welcome to the AKC Fetch Test!

The purpose of this module is to teach you:

- general information pertaining to AKC Fetch, and
- the basics related to AKC Fetch testing.



Additional specifics are presented in other modules including 1) the Videos of the tests in action, 2) Guide for Judges, and 3) Setting Up AKC Fetch Courses.



Fetch is an Official AKC Event

Official AKC Events require that an official Event Application be submitted to AKC. Results must be submitted within one week so the event can be closed and titles issued.

The Event Application must be submitted 1 month before the AKC Fetch test.

AKC Fetch tests will be listed on the AKC Events calendar.

For details on how to submit an Event application, see <https://www.akc.org/fetch>



Who May Judge AKC Fetch Tests?

The judges for AKC Fetch are AKC judges of all types.

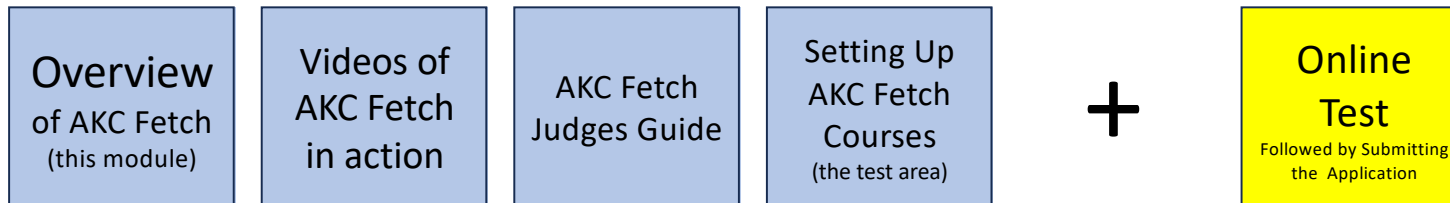
AKC Approved CGC Evaluators may also judge AKC Fetch tests if they follow the required procedures such as submitting the AKC Event Application.

All judges (including AKC judges and AKC CGC Evaluators) must have completed the required training modules and passed the online test in Canine College.



Becoming a Fetch Judge

Prospective AKC Fetch judges submit an application after they have completed the required online training modules and online test.





AKC Fetch: Why?

When pet dog owners get a dog, most want to do two things with their dog:

- take the dog for a walk
(Canine Good Citizen training)
- play ball with the dog





AKC Fetch: The Titles

AKC Fetch is a fun AKC Family Dog program in which dogs can earn 4 levels of AKC titles by demonstrating retrieving skills.

THE TITLE	THE SUFFIX
Novice	FTN
Intermediate	FTI
Advanced	FTA
Retriever	FTR

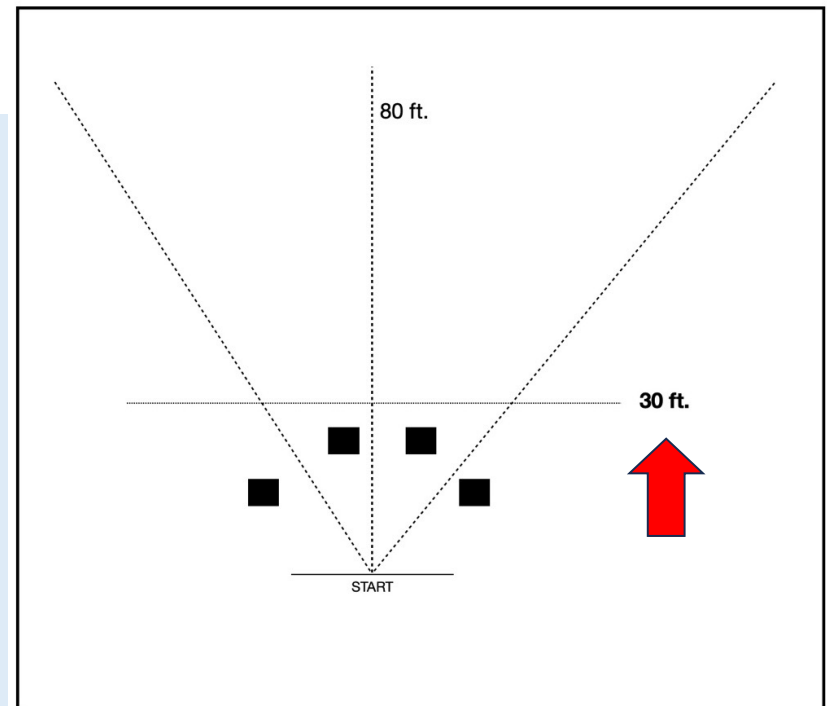


AKC Fetch - Novice

In Novice AKC Fetch, dogs earn the FTN title.

Novice dogs must retrieve a tennis ball (or equivalent), a retrieving bumper (also called a dummy), or toy that has been thrown 30 ft.

A helper may throw for the handler in Novice and Intermediate if the handler is unable to throw. The judge may decide if the ball can be dropped as in Advanced and Retriever.





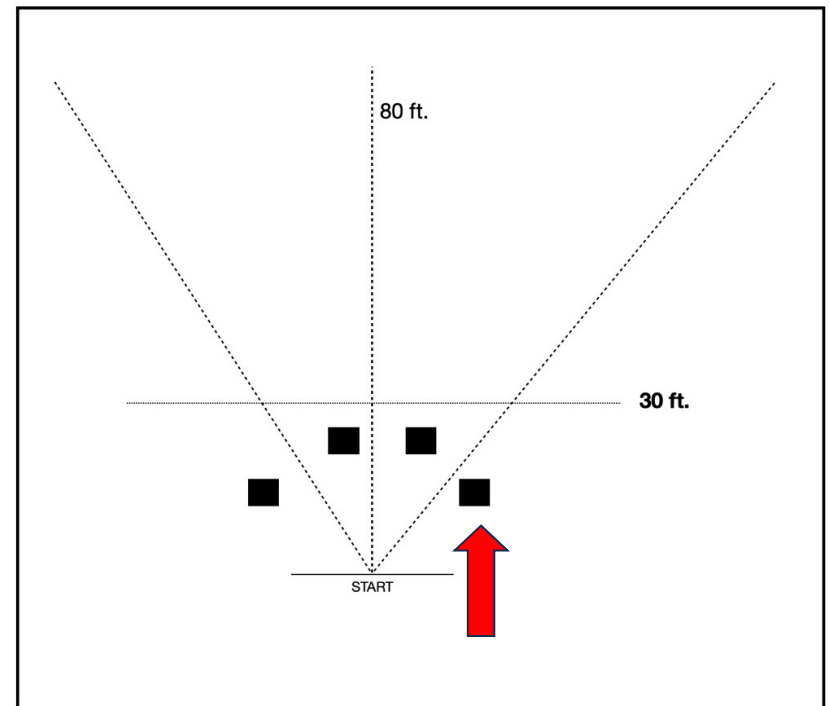
AKC Fetch - Novice

The Novice course has 4 distractions (also called obstacles). The dog goes between these to retrieve the ball. The dotted lines indicate where the ball is thrown.

Before throwing, the handler tells the judge the direction in which each ball will be thrown.

In Novice, the dog can see where the ball has been thrown.

The distractions are objects such as boxes or milk crates and the course may include one “fun” object such as a lawn chair, or lawn ornaments.



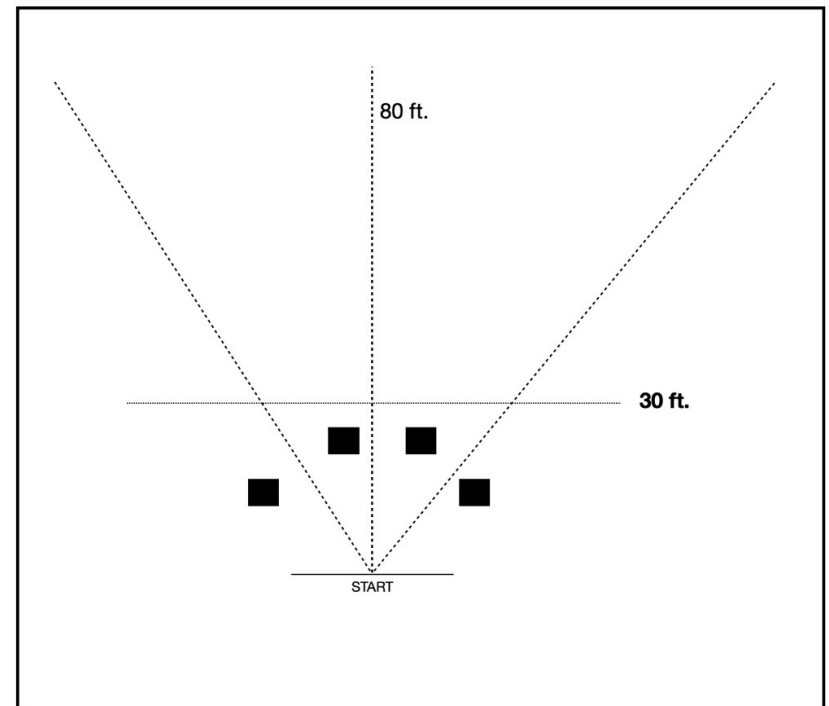


AKC Fetch - Novice

In Novice, the dog must do 3 single retrieves.

The test will begin with the dog at the handler's side. The dog may be in a sit, stand, or down position to start all levels of the AKC Fetch Test.

In a single retrieve or "Single," one ball is thrown, the dog is given the cue by the handler (e.g., "Fetch it!"), then the dog retrieves and brings the ball to the handler.



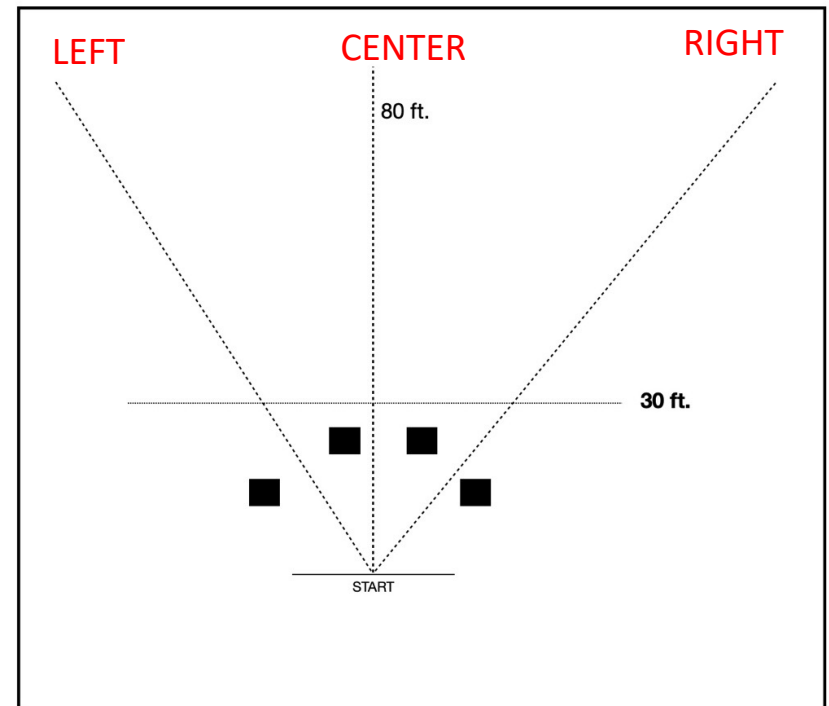


AKC Fetch - Novice

The 3 singles will be thrown in any order chosen by the handler.

- There must be one ball thrown to left, one to the center and one to the right.
- The handler will tell the judge the direction in which the dog is being sent.

Note that we refer to the “ball.” In Novice and Intermediate, this may be a ball, bumper, or toy.

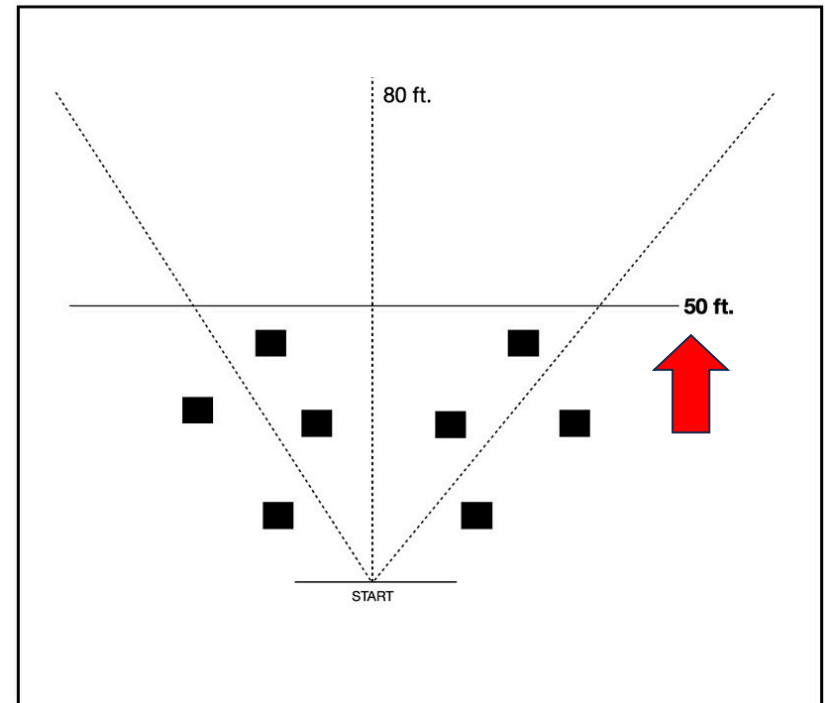




AKC Fetch - Intermediate

In Intermediate AKC Fetch, dogs earn the FTI title.

Intermediate dogs must retrieve a tennis ball (or equivalent), bumper, or toy that has been thrown 50 ft.





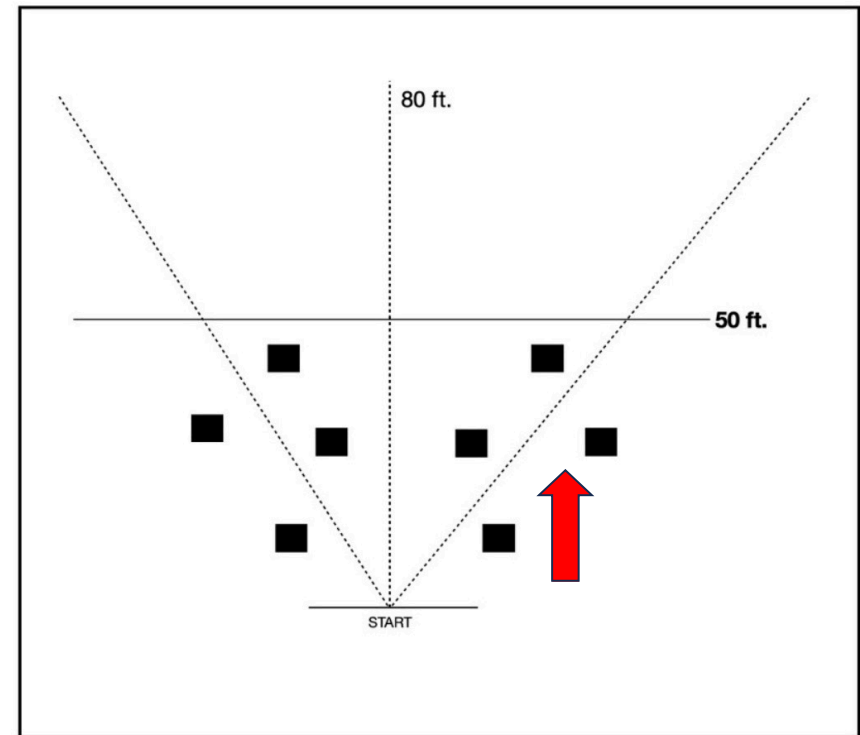
AKC Fetch - Intermediate

The Intermediate course has 8 distractions (also called obstacles). The dog must go between these to retrieve the ball. The dotted lines indicate where the ball is thrown.

The handler will tell the judge the direction in which each ball will be thrown (e.g., left, center, right).

In Intermediate, the dog can see where the ball has been thrown.

The distractions are objects such as boxes or milk crates, and the course may include up to two “fun” objects such as a lawn chair, or lawn ornaments.



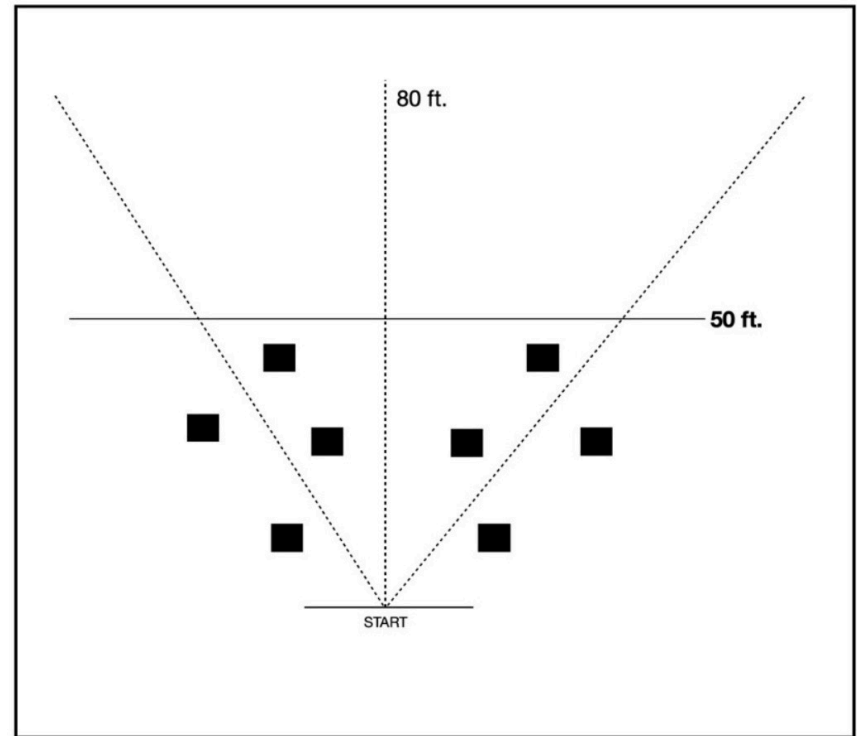


AKC Fetch – Intermediate

In Intermediate, the dog must do 4 single retrieves.

In any order (handler's choice), these must be:

- 1 to the left
- 1 to the center
- 1 to the right
- then 1 more to the left or right





AKC Fetch – Advanced

In Advanced AKC Fetch, dogs earn the FTA title.

In Advanced Fetch, retrieving gets serious!

In both Advanced and Retriever Fetch, there are “**marked retrieves,**” in which the dog can see a ball or bumper as it is dropped or thrown behind a blind. Then, the dog must respond to the handler’s signals to retrieve the balls or bumpers that are behind the blinds.



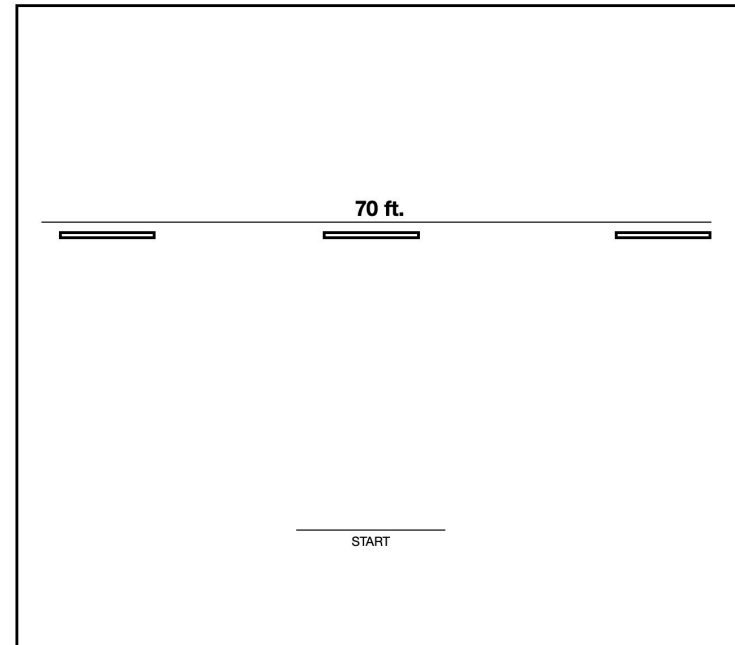


AKC Fetch - Advanced

The distance for the Advanced retrieves is 70 ft. The course has 3 blinds, which are at least 24" tall and 10 ft. to 12 ft. wide.

A bumper is dropped behind each blind by an event helper.

The handler may also choose to throw the bumper/ball.



The details for setting up the course including materials and distances between the blinds, etc. are in the module, "Setting Up AKC Fetch Courses."

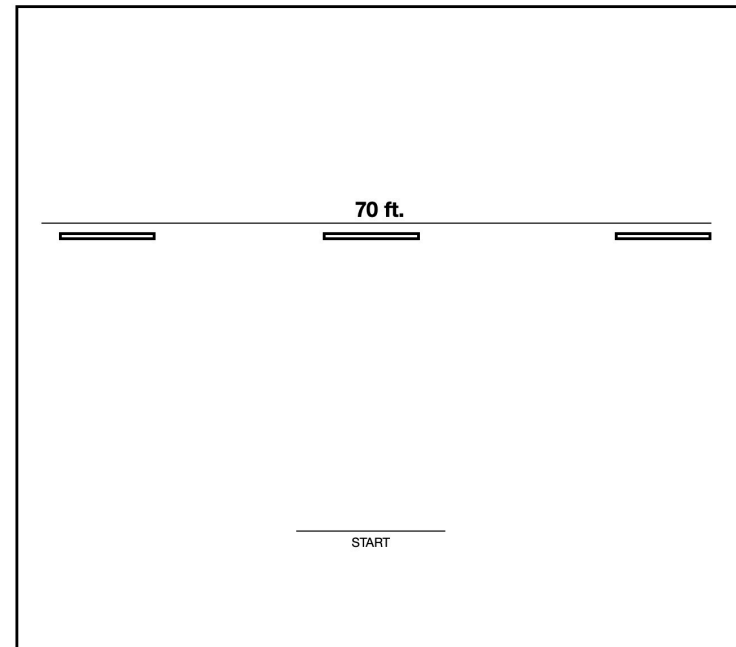


AKC Fetch – Advanced

In Advanced, the dog must do 2 single retrieves and 2 double retrieves (“Doubles”). The order of the Singles and Doubles is chosen by the handler.

The dog can not see the bumper when it lands.

Handlers may choose to use a ball, although most will use a bumper.



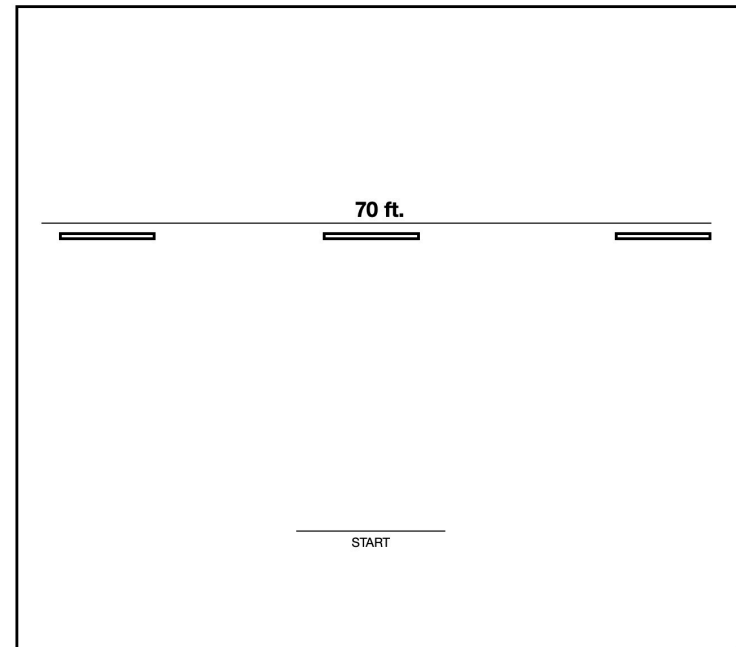


AKC Fetch – Advanced

The 2 single retrieves will be one to the center and one to the right or left (handler's choice).

The handler will tell the judge the direction in which the dog will be sent to retrieve (e.g., left, center, right). If the dog gets the wrong ball, it does not pass.

The dog must retrieve a retrieving bumper or ball. Toys are not permitted at the Advanced level.





AKC Fetch – Advanced “Doubles”

For Advanced, the dog must do 2 single retrieves and 2 Doubles.

For the Double, the handler chooses the order of the retrieves.

- The dog starts at the handler's side. The dog may be in the sit, down, or stand position.
- The dog stays and watches as the event helper drops the first bumper behind the blind. The helper gets the dog's attention just before dropping the bumper by saying, “Hey, Hey, Hey,” or “Hey-Hey, Hey-Hey.”
- The helper then says, “Hey, Hey, Hey” (or “Hey-Hey, Hey-Hey”) and drops the 2nd bumper as the dog stays and watches.
- The handler sends the dog to fetch the first bumper (handler's choice of order).
- When the dog returns the first bumper, it is sent to retrieve the 2nd bumper. The dog is at the handler's side when sent.

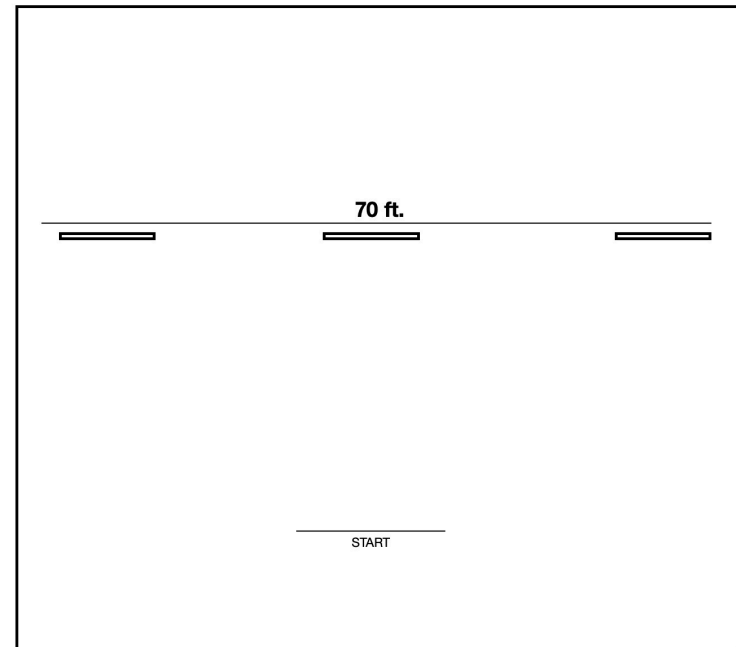
The handler may choose to throw the bumper/ball or have a helper throw.



AKC Fetch – Advanced “Doubles”

Doubles and Triples are a test of both memory and the dog’s ability to respond to signals. AKC Fetch is not a scent exercise!

The two bumpers in the Double must be dropped or thrown in different directions (chosen by the handler). For example, one bumper is to the center, then one to the right. Both bumpers may not be dropped/thrown in the same direction (e.g., both bumpers may not be behind the left blind).





AKC Fetch – Retriever

Retriever (FTR) is the most advanced of the AKC Fetch titles.



In AKC Fetch, the Retriever title means that the dog is doing advanced retrieves.

Any breed that passes the test two times under two different judges can earn the AKC Fetch Retriever title.

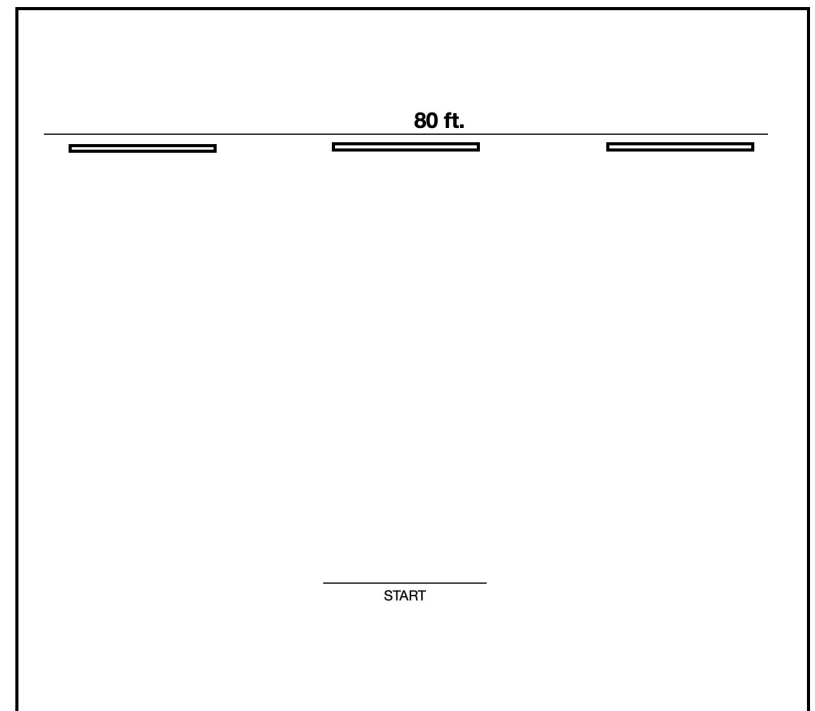


AKC Fetch - Retriever

The distance for the retrieves is 80 ft. and as with Advanced, the course has 3 blinds, which are at least 24" tall and 10 ft. to 12 ft. wide.

A bumper is dropped behind each blind. The handler may also choose to throw the bumper/ball.

The dog can not see the bumper when it lands behind the blinds.



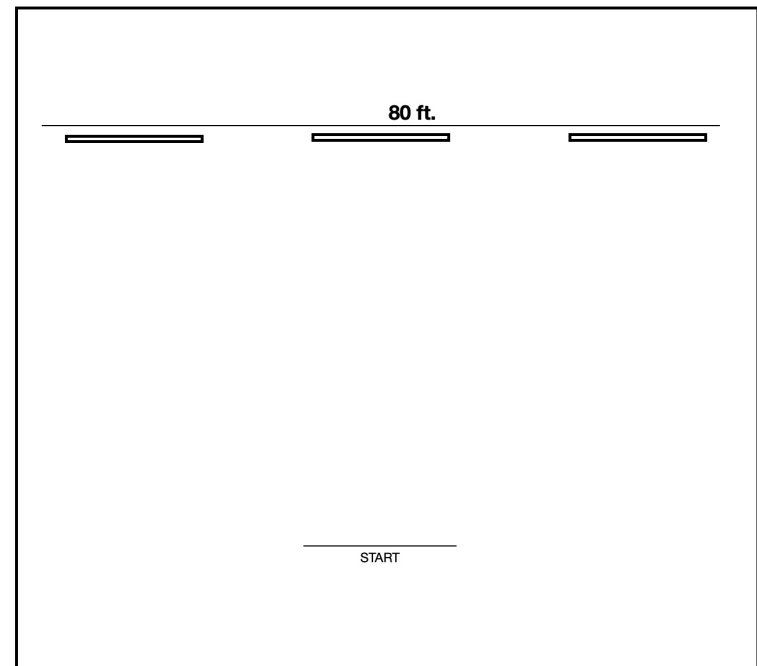


AKC Fetch – Retriever

In Retriever, the dog must do 2 double retrieves (“Doubles”) and 1 Triple retrieve. The order of the Doubles and the Triple is chosen by the handler.

The handler must tell the judge the direction in which the dog will be sent to retrieve. If the dog gets the wrong ball, it does not pass.

The dog must retrieve a bumper. Balls may also be used, although most handlers will use a bumper. Toys are not permitted at the Retriever level.



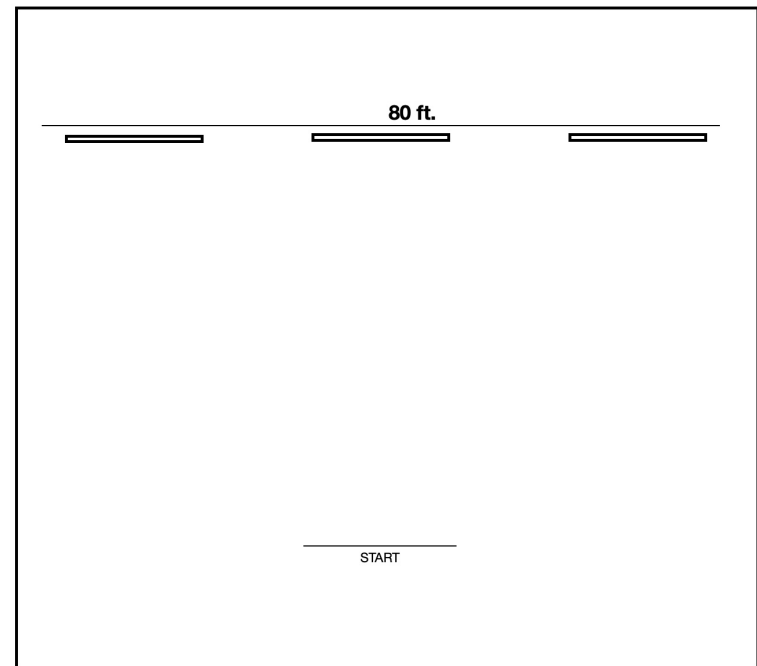


AKC Fetch – Retriever

The 2 Doubles will be to the center, right or left with 2 bumpers dropped in 2 different directions – handler's choice (e.g., they cannot both be to the left).

The Triple must be 1 center, 1 right and 1 left (with the order chosen by the handler).

Bumpers may be dropped, or the handler may choose to throw the bumpers/balls.





AKC Fetch – Retriever The “Triple”

For Retriever, the dog must do 2 Doubles and 1 Triple retrieve.

For the Triple retrieve, the handler chooses the order of the retrieves.

- The dog starts at the handler’s side. The dog may start in the sit, down, or stand position.
- The dog stays and watches as the helper says, “Hey, Hey, Hey” (or “Hey-Hey, Hey-Hey”) and drops the first bumper behind the blind.
- The helper repeats “Hey, Hey, Hey” and drops the 2nd bumper, then the 3rd.
- The handler sends the dog to fetch one bumper.
- When the dog returns the first bumper, it sent to retrieve the 2nd bumper, and after that, the 3rd bumper. The dog is at the handler’s side when sent.
- The order in which the bumpers are retrieved is the handler’s choice.
- The handler may choose to throw the bumper or ball.

AKC Fetch Checklists: Novice and Intermediate



AKC Fetch Novice Checklist

Event Number _____

Owner name _____ Dog call name _____

Dog AKC number _____ Breed _____

Club (or Judge if no Club) _____ City, State _____

NOVICE - 30 ft. - 3 single retrieves

MUST PASS ALL ITEMS TO PASS THE TEST	Pass	Needs training
1. Dog under control at the start line (owner may hold collar)		
2. Handler throws 3 singles - (center, left, right) in any order		
To CENTER Dog goes to ball _____ Picks up ball _____ Returns ball w/in 2 steps		
To LEFT Dog goes to ball _____ Picks up ball _____ Returns ball w/in 2 steps		
To RIGHT Dog goes to ball _____ Picks up ball _____ Returns ball w/in 2 steps		
3. Does not qualify <input type="checkbox"/> Runs off course <input type="checkbox"/> Urinates/defecates on course <input type="checkbox"/> Refusal <input type="checkbox"/> Does not finish in time <input type="checkbox"/> Other: _____		

Judge name _____ Judge number _____

Judge signature _____ Date _____



AKC Fetch Intermediate Checklist

Event Number _____

Owner name _____ Dog call name _____

Dog AKC number _____ Breed _____

Club (or Judge if no Club) _____ City, State _____

INTERMEDIATE- 50 ft. - 4 single retrieves

MUST PASS ALL ITEMS TO PASS THE TEST	Pass	Needs training
1. Dog under control at the start line (owner may hold collar w/ 1 finger)		
2. Handler throws 4 singles - (center, left, right) in any order, then throws another right or left		
To CENTER Dog goes to ball _____ Picks up ball _____ Returns ball (within 1 step)		
To LEFT Dog goes to ball _____ Picks up ball _____ Returns ball (within 1 step)		
To RIGHT Dog goes to ball _____ Picks up ball _____ Returns ball (within 1 step)		
To LEFT or RIGHT Dog goes to ball _____ Picks up ball _____ Returns ball (within 1 step)		
3. Does not qualify <input type="checkbox"/> Off course <input type="checkbox"/> Urinates/defecates on course <input type="checkbox"/> Refusal to retrieve <input type="checkbox"/> Does not finish in time <input type="checkbox"/> Other: _____		

Judge name _____ Judge number _____

Judge signature _____ Date _____

AKC Fetch Checklists: Advanced and Retriever



AKC Fetch Advanced Checklist

Event Number _____

Owner name _____ Dog call name _____

Dog AKC number _____ Breed _____

Club (or Judge if no Club) _____ City, State _____

ADVANCED- 70 ft. - 2 Double retrieves + 2 single retrieves

MUST PASS ALL ITEMS TO PASS THE TEST

	Pass	Needs training
1. Dog under control at the start line (owner may not hold collar)		
2. Handler throws 2 singles - (1 center, 1 left or right) in any order, then throws another right or left) To CENTER - single Dog goes to ball _____ Picks up ball _____ Returns ball to handler _____		
To LEFT or RIGHT - single Dog goes to ball _____ Picks up ball _____ Returns ball to handler _____		
3. Handler throws 2 Doubles - Double #1 Dog goes to Ball #1 [] Yes [] No Ball #2 [] Yes [] No Picks up Ball #1 [] Yes [] No Ball #2 [] Yes [] No Returns to handler Ball #1 [] Yes [] No Ball #2 [] Yes [] No		
Double #2 Dog goes to Ball #1 [] Yes [] No Ball #2 [] Yes [] No Picks up Ball #1 [] Yes [] No Ball #2 [] Yes [] No Returns to handler Ball #1 [] Yes [] No Ball #2 [] Yes [] No		
4. Does not qualify [] Off course [] Urinates/defecates on course [] Refusal to retrieve [] Does not finish in time [] Other:		

Judge name _____ Judge number _____

Judge signature _____ Date _____



AKC Fetch Retriever Checklist

Event Number _____

Owner name _____ Dog call name _____

Dog AKC number _____ Breed _____

Club (or Judge if no Club) _____ City, State _____


RETRIEVER - 80 ft. - 1 Triple retrieve + 2 Double retrieves - any order

MUST PASS ALL ITEMS TO PASS THE TEST

	Pass	Needs training
1. Dog under control at the start line (owner may not hold collar)		
2. Handler throws 1 Triple - Ball #1 [] Left [] Right [] Center Dog goes to Ball #1 [] Yes [] No Picks up Ball #1 [] Yes [] No Returns to handler Ball #1 [] Yes [] No		
Triple - Ball #2 [] Left [] Right [] Center Dog goes to Ball #2 [] Yes [] No Picks up Ball #2 [] Yes [] No Returns to handler Ball #2 [] Yes [] No		
Triple - Ball #3 [] Left [] Right [] Center Dog goes to Ball #3 [] Yes [] No Picks up Ball #3 [] Yes [] No Returns to handler Ball #3 [] Yes [] No		
3. Handler throws 2 Doubles - Double #1 (must have Yes for Ball 1 & 2 to pass) Dog goes to Ball #1 [] Yes [] No Ball #2 [] Yes [] No Picks up Ball #1 [] Yes [] No Ball #2 [] Yes [] No Returns to handler Ball #1 [] Yes [] No Ball #2 [] Yes [] No		
Double #2 (must have Yes for Ball 1 & 2 to pass) Dog goes to Ball #1 [] Yes [] No Ball #2 [] Yes [] No Picks up Ball #1 [] Yes [] No Ball #2 [] Yes [] No Returns to handler Ball #1 [] Yes [] No Ball #2 [] Yes [] No		
4. Does not qualify [] Off course [] Urinates/defecates on course [] Refusal to retrieve [] Other:		


Judge _____ Judge number _____

Judge signature _____ Date _____



AKC Fetch

	Novice	Intermediate	Advanced	Retriever
Format of test	In-person only	In-person	In-person	In-person
Who may test?	CGC Evaluator or AKC judges (who complete training)	Same as Novice	Same as Novice	Same as Novice
Distance	30 ft.	50 ft.	70 ft.	80 ft.
Number of retrieves	3 single retrieves (1 to center, 1 to left, 1 to right).	4 single retrieves (1 to center, 1 to left, 1 to right, then 1 more to left or right - handler's choice).	2 single retrieves (1 to center, 1 to right or left) 2 doubles All behind blinds	2 doubles 1 triple All behind blinds
Number of obstacles	4	8	3 blinds	3 blinds
Nature of obstacles	May be boxes/ crates, etc., items found in yard such as a lawn chair	May be boxes/ crates, etc., items found in yard such as a lawn chair	3 blinds at least 24- inches tall, no taller than 30 inches	3 blinds at least 24-inches tall, no taller than 30 inches
Thrower/Helper to Drop Bumpers	Dog owner or helper if needed.	Dog owner or helper if needed.	Event helper drops bumpers behind blinds. May throw.	Event helper drops bumpers behind blinds. May throw.
Restarts	2 restarts	2 restarts	1 restart	1 restart
The Send	Ball must stop moving before send- may hold collar	Ball must stop moving before send - may hold collar w/ 1 finger	Bumper must land- no holding collar	Bumper must land- no holding collar
Return to Handler	Must come within 2 large steps of handler, may give or drop	Must come within 1 large step of handler, may give or drop	Handler must be able to take from dog, or dog delivers to hand	Handler must be able to take from dog, or dog delivers to hand
Retrieving objects	Tennis ball or equivalent, bumper, handler's choice toy— wubba, etc.	Tennis ball or equivalent, bumper, toy	Bumper May use tennis ball or equivalent	Bumper May use tennis ball or equivalent
Number of times to pass	2	2	2	2
Title letters	FTN	FTI	FTA	FTR



This summary chart also appears in the Judges Guide





Thank you for completing this module and for your interest in AKC Fetch.

The goal of this module was simply to provide an overview of the program.

For details on judging (such as how close the dog must be to the handler when returning the ball), see the “AKC Fetch Judge and Participant Guide.”

-end-